

Facilities Master Plan Surveys, Fall 2017: Students

Daniel Martinez PhD

March 19, 2018

In fall 2017, COD started the process to update the facilities master plan. One part of that process was to deploy two surveys developed by consultants hired to assist with the plan regarding facilities, one to students and the other to faculty and staff¹. The faculty survey was divided into several different topics:

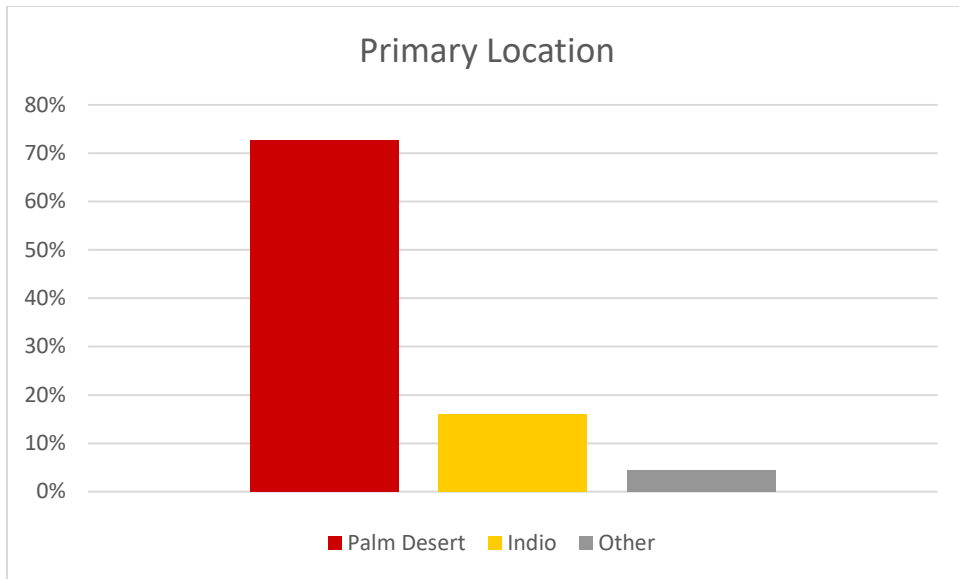
- On-campus circulation
- Parking
- Campus Edges and Entries
- Way Finding
- Open Space
- Landscape/Hardscape
- Buildings/Facilities

There were 123 responses to the student survey. The student survey was not divided into sections but presented as just a series of questions. In an attempt to make the results a bit easier to compare, the responses to the student survey will be grouped in general areas that correspond to the above areas to the extent possible.

In addition, 102 student responded to the faculty survey. Respondents who answered the first question on the faculty survey (“Please indicate which group best describes you,” i.e., faculty, administration, etc.) with the word “student” in it were included in the student group. Because of the number of responses incorrectly captured, those responses were added to the student survey responses where the faculty questions appeared to coincide with the student survey. Where questions from the faculty survey were added to the student survey, the questions will be included to show the level of correspondence as well as any data manipulations that were necessary to make the responses similar. Please note: not all of the questions in the faculty survey matched the student survey.

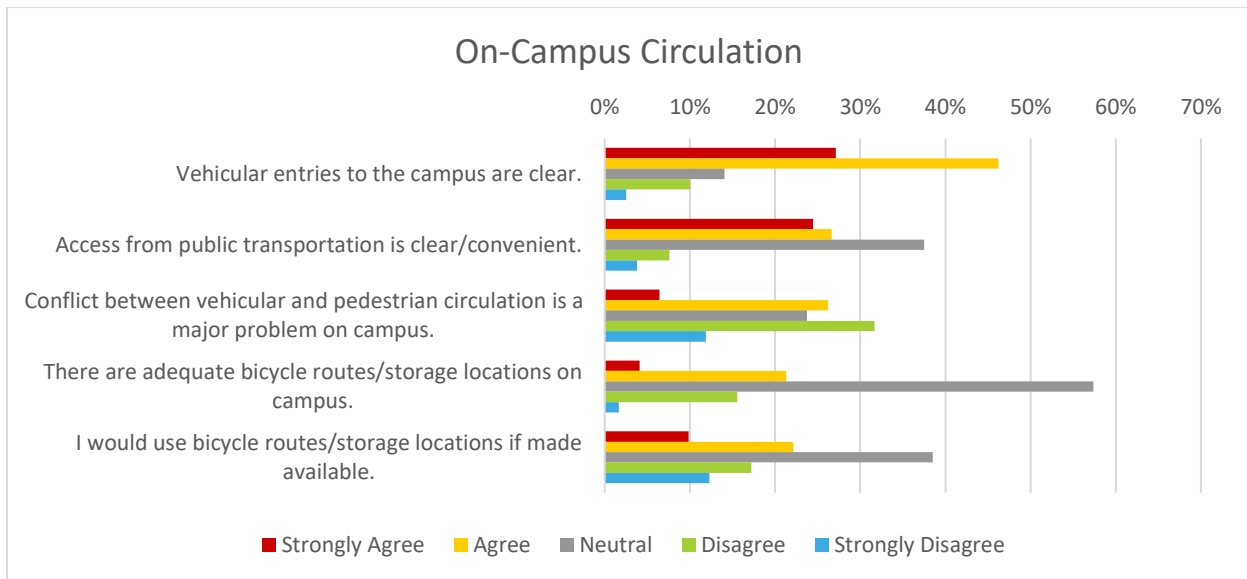
The student survey asked students, “Where do you attend the majority of your classes?” and the faculty survey asked, “Please indicate your primary work location.” It is assumed that most students responded to the question as the site where they attend the majority of their classes.

¹ This survey will be referred to as the faculty survey throughout the rest of the document.



Most of the respondents indicated that Palm Desert was their main place of employment (73%) while another 16% indicated Indio as their main campus.

On-Campus Circulation



The item with the highest level of agreement² regarding on-campus circulation was, “Vehicular entries to the campus are clear” (73%)³. Half of the students agreed with the statement, “Access from public transportation is clear/convenient” (51%) though a significant percentage of students were neutral

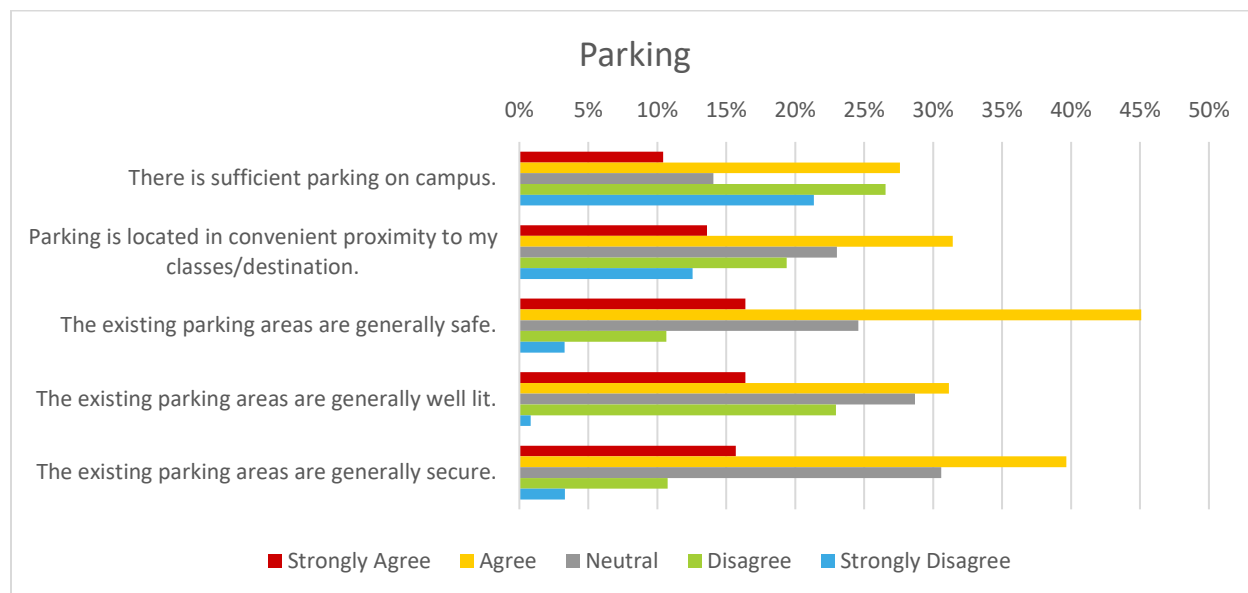
² Strongly Agree and Agree are combined and referenced as agree throughout this report. Strongly Disagree and Disagree are also combined.

³ Responses from the faculty survey question, “Vehicular access to the campus is clear and safe” were combined with the student survey question.

(38%)⁴. Only one third of students agreed with the statement, “Conflict between vehicular and pedestrian circulation is a major problem on campus” (33%) while 44% disagreed with the statement⁵.

Student responses to, “There are adequate bicycle routes/storage locations on campus” were mostly neutral (57%). Similarly, the responses to the statement, “I would use bicycle routes/storage locations if made available” were somewhat evenly divided with most students indicated neutral (39%) followed by agree (32%) and disagree (30%).

Parking



Three out of five students indicated that, “The existing parking areas are generally safe” (61%), just over half (55%) indicated that, “The existing parking areas are generally secure,” and less than half (48%) indicated that, “The existing parking areas are generally well lit.” Less than half of the students agreed with the statement, “Parking is located in convenient proximity to my classes/destination” (45%)⁶. Almost half of the students disagreed with the statement, “There is sufficient parking on campus” (48%)⁷. Students were somewhat evenly divided regarding the statement, “Rideshare/carpool lots would be a benefit to me,” though most were neutral (40% neutral, 32% agree, 28% disagree).

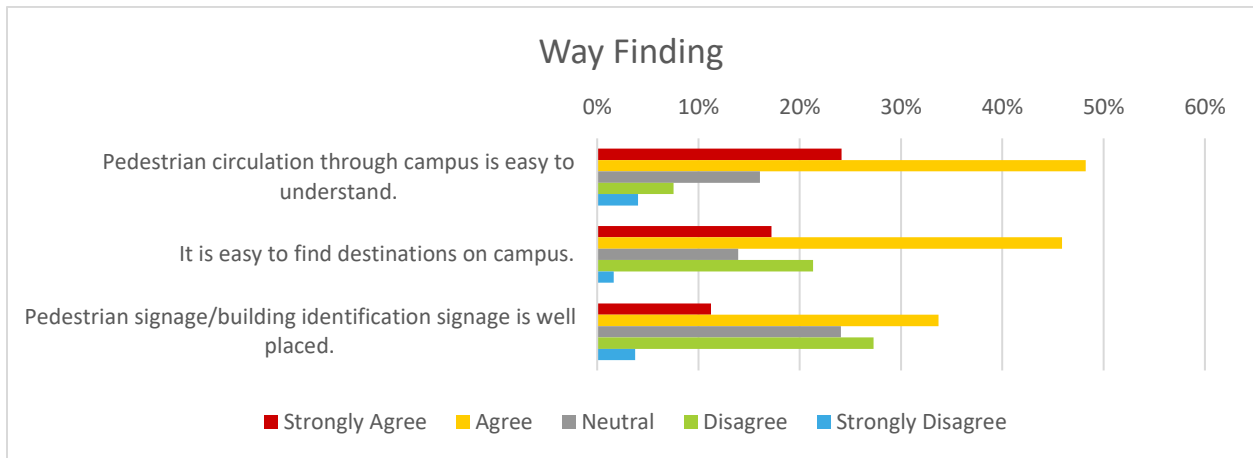
⁴ Responses from the faculty survey question, “Access from public transportation to the campus is adequate/convenient” were combined with the student survey question.

⁵ Responses from the faculty survey question, “Vehicular and Pedestrian circulation systems are safely separated” were combined with the student survey question. Because of the way the question was worded on the faculty survey, the responses to the faculty survey were reverse coded so that 1=5, 2=4, 3=3, 4=2, and 5=1.

⁶ Responses from the faculty survey question, “The distance from parking to campus facilities is convenient” were combined with the student survey question.

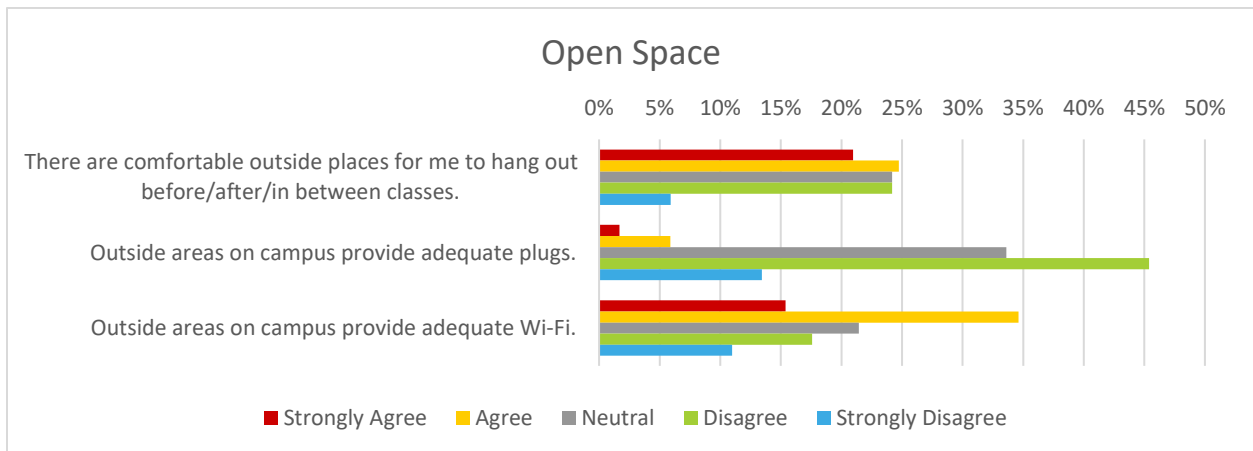
⁷ Responses from the faculty survey question, “The total number of on campus parking stalls is adequate” were combined with the student survey question.

Way Finding



Almost three out of four students agreed that, “Pedestrian circulation through campus is easy to understand” (72%)⁸ and almost two thirds agreed that, “It is easy to find destinations on campus” (63%). Fewer than half the students agreed that, “Pedestrian signage/building identification signage is well placed” (45%)⁹.

Open Space



Regarding adequate Wi-Fi outside, half of the students (50%) agreed with that statement but more than a quarter disagreed (29%)¹⁰. Less than half of the students agreed with the statement, “There are

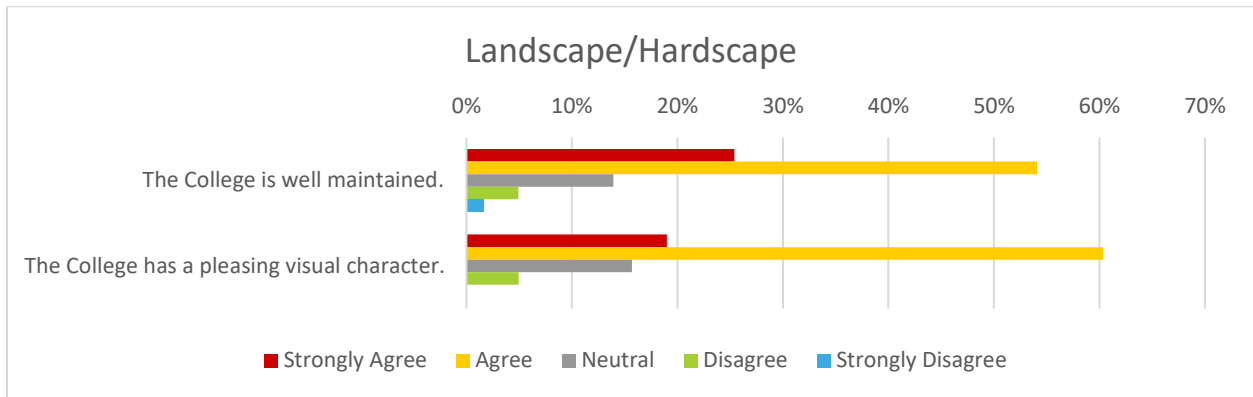
⁸ Responses from the faculty survey question, “Existing pedestrian pathways on the campus are direct/effective and useful in moving from location to destination” were combined with the student survey question.

⁹ Responses from the faculty survey question, “Pedestrian signage is well placed and clear” were combined with the student survey question.

¹⁰ Responses from the faculty survey question, “Current campus infrastructure (Wi-Fi) supports outdoor study” were combined with the student survey question.

comfortable outside places for me to hang out before/after/in between classes” (46%)¹¹. Three out of five students disagreed with the statement, “Outside areas on campus provide adequate plugs” (59% disagree).

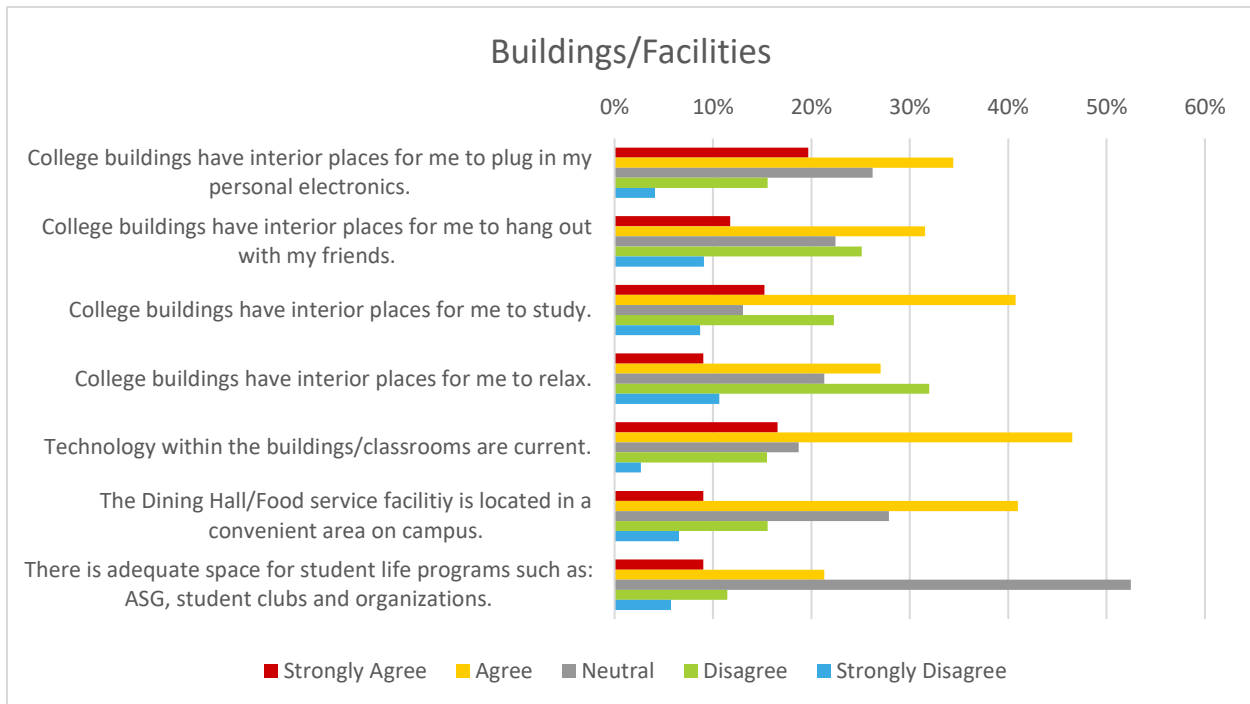
Landscape/Hardscape



Overwhelmingly, students agree that, “The College is well maintained” (80%) and that, “The College has a pleasing visual character” (79%).

¹¹ Responses from three questions on the faculty survey were averaged before adding responses to this question on the student survey. The three questions were, “There are a variety of open spaces that support social interaction,” “The campus has sufficient outdoor areas for informal student gathering,” and, “The current open spaces on campus encourage students to stay on campus, to ‘hang out’”.

Buildings/Facilities



Two thirds of respondents agreed that, “Technology within the buildings/classrooms are current” (63%)¹². Just over half of students agreed that, “College buildings have interior places for me to study” (56%)¹³ and, “College buildings have interior places for me to plug in my personal electronics” (54%). Half of the students agreed that, “The Dining Hall/Food service facility is located in a convenient area on campus” (50%). Less than half of the students agreed with the statement, “College buildings have interior places for me to hang out with my friends” (43%)¹⁴. Just over a third of students indicated that, “College buildings have interior places for me to relax” (36%). Regarding space for student life programs, more than half of the students were neutral (52%) and less than a third agreed with that statement (30%).

¹² Responses from the faculty survey question, “The technology within the buildings/classrooms are current” were combined with the student survey question.

¹³ Responses from the faculty survey question, “There are sufficient study areas within buildings” were combined with the student survey question.

¹⁴ Responses from the faculty survey question, “There are sufficient areas within buildings to support socialization/student hang out” were combined with the student survey question.