

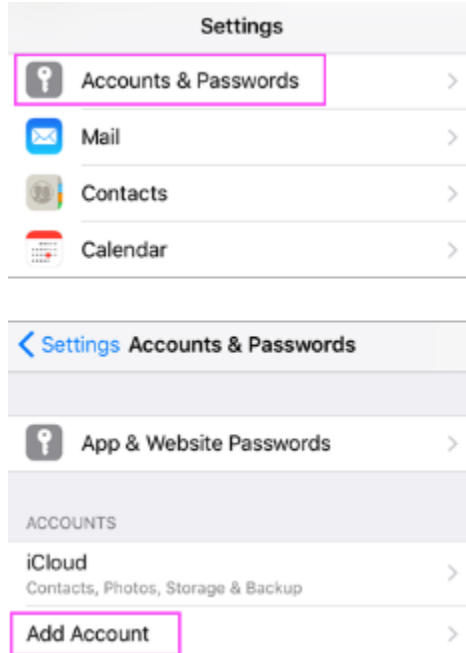


Setting Up a MyCOD Email Account on iOS Devices


Iphone - iOS Mail App

1. Go to iPhone or iPad **Settings** > scroll down and tap **Accounts & Passwords** > **Add Account**

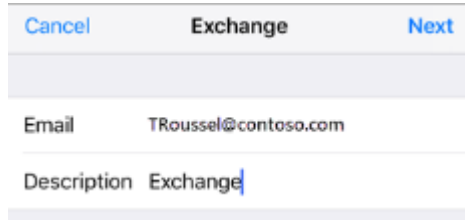
Note: For IOS 10 go to **Mail** > **Accounts** > **Add Account**



2. Select **Exchange**



3. Enter your myCOD.us email address and a description of your account. Tap **Next**.

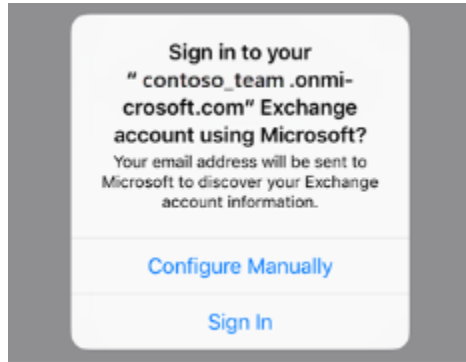


Cancel Exchange Next

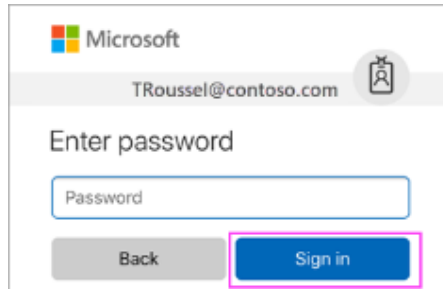
Email TRoussel@contoso.com

Description Exchange

4. Tap **Sign In**.



5. Enter the password associated with your email account. Tap **Sign in** or **Next**.



Microsoft

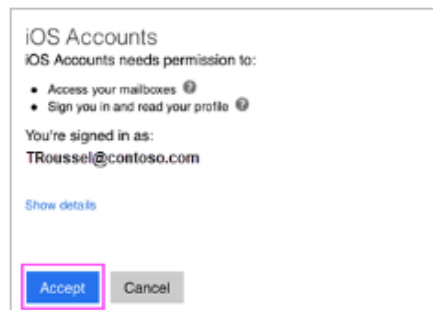
TRoussel@contoso.com

Enter password

Password

Back Sign in

6. The Mail app may request certain permissions. Tap **Accept**.



iOS Accounts

iOS Accounts needs permission to:

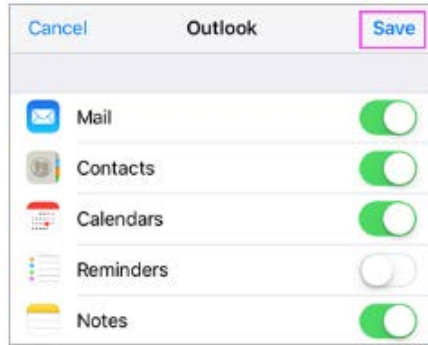
- Access your mailboxes
- Sign you in and read your profile

You're signed in as:
TRoussel@contoso.com

Show details

Accept Cancel

7. Choose the services you want to sync with your iOS device and tap **Save**.



8. Your MyCOD email account is now available on your iOS device.

For Additional help visit Microsoft Support – [Set up email using the iOS Mail App](#)